

Scaled data based on original data using
LM-79-08 Approved Method: Electrical and Photometric Measurements of Solid-
State Lighting Products

Test Report Prepared for
Cooper Lighting Solutions
(formerly Eaton)

Brand: INVUE

Report Number: P367480

Luminaire Tested: **MSA-SA2C-760-U-5NQ**

Issue Date: 12/2/2019

Test Information

Test Method: LM-79-08
Report Number: P367480
TEST IS SCALED FROM IESNA LM-79-08 TEST DATA (G2-1910-543-5)
Test Lab: INNOVATION CENTER
Issue Date: 12/2/2019
Manufacturer: COOPER LIGHTING SOLUTIONS (FORMERLY EATON)
Product Line: INVUE
Catalog Number: MSA-SA2C-760-U-5NQ
Description: MESA POST TOP DECORATIVE LUMINAIRE. (2) LIGHTSQUARES WITH 16 LEDS EACH AND TYPE V NARROW OPTICS.
Light Source: -
Ballast/Driver: ELECTRONIC DRIVER

Summary

Lumens per Lamp: N/A
Luminaire Lumens: 12623 lumens
Efficiency: N/A
Efficacy: 111.7 lumens/watt
Luminous Opening: Rectangular (W 0.5' x L: 1' x H: 0')
IES Classification: Type V - Short
BUG Rating: B3 - U0 - G1

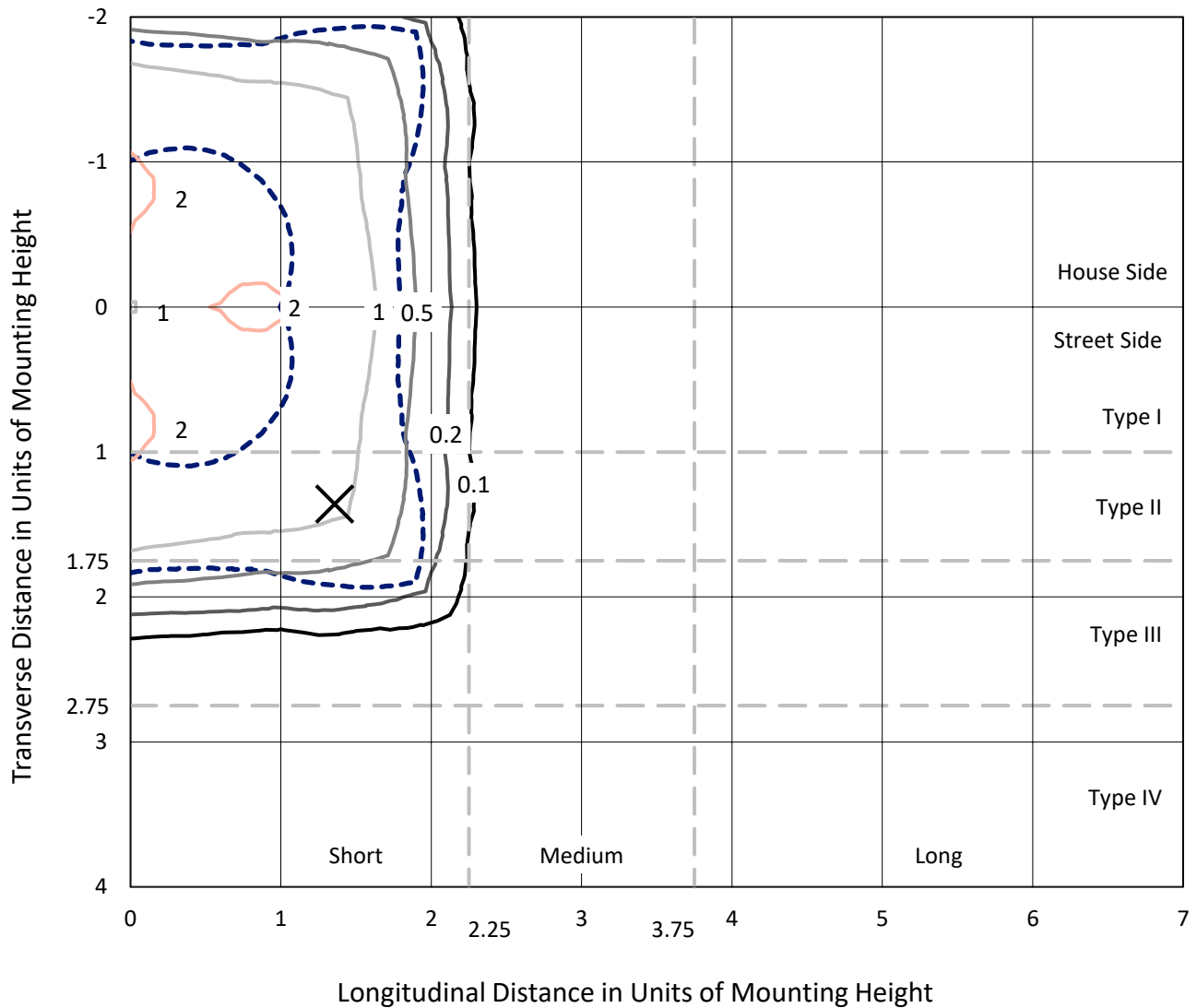
Input Watts (W): 113
Input Voltage (V): NR
Input Current (Ain): NR
Voltage Rise (V): NR
Power Factor: NR
Total Harmonic Distortion (THDi): NR
Frequency (hertz): 60
Stabilization Time: NR
Operation Time: NR
Ambient Temperature (°C): NR
Test Distance: 28.75 FT



REPORT NUMBER: P367480
 CATALOG NUMBER: MSA-SA2C-760-U-5NQ

Iso-Footcandle Lines of Horizontal Illumination

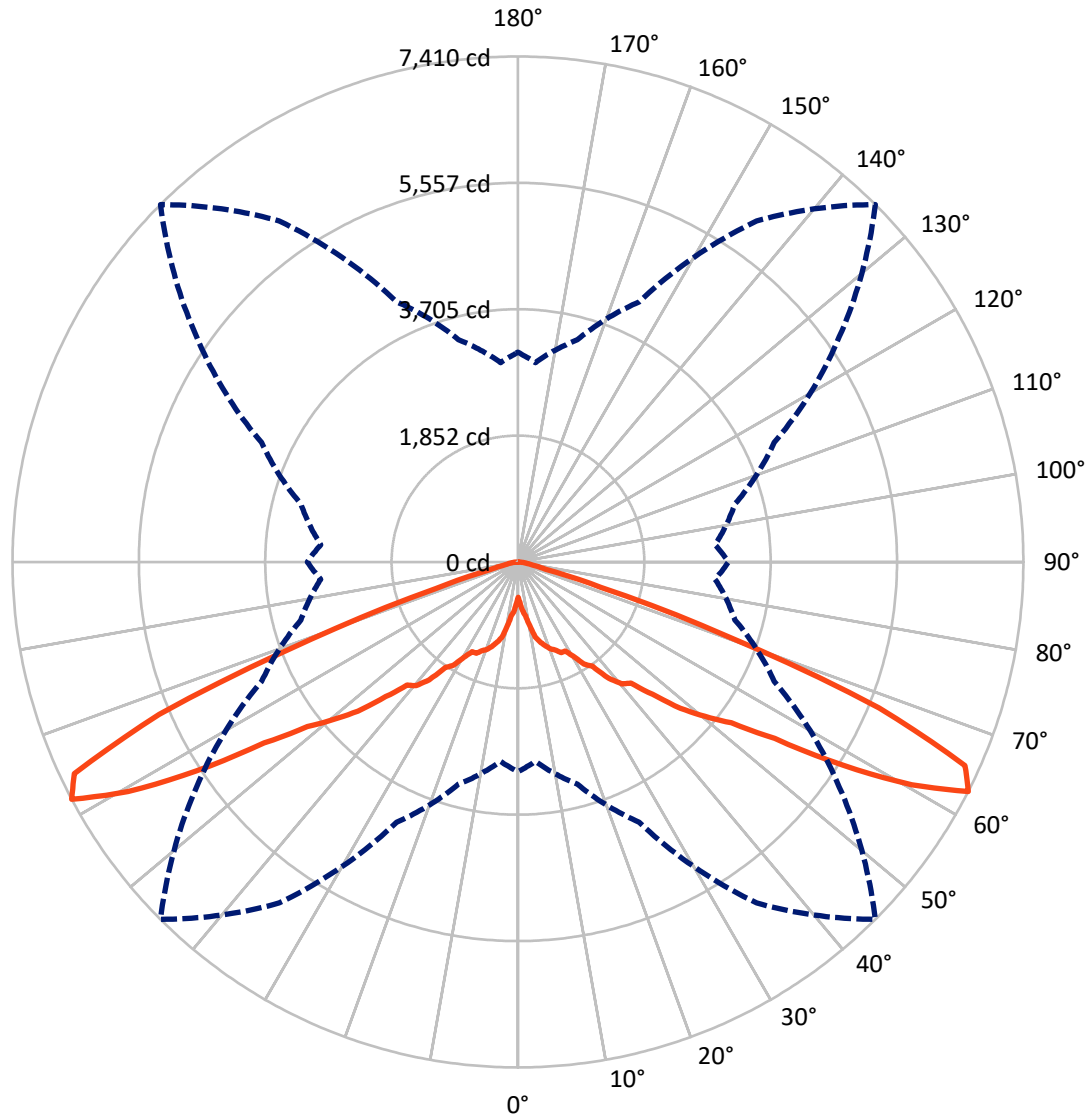
✕ Max cd
 - - - 1/2 Max cd



Based on 25 foot mounting height. Maximum calculated value = 2.2 fc
 Type V - Short - N/A

REPORT NUMBER: P367480
CATALOG NUMBER: MSA-SA2C-760-U-5NQ

Luminous Intensity Polar Plot



— Vertical Plane Through 45-Deg Lateral - - - Horizontal Cone Through 62.5-Deg Vertical

REPORT NUMBER: P367480

CATALOG NUMBER: MSA-SA2C-760-U-5NQ

FLUX DISTRIBUTION:

		Downward	Upward	Total
House Side	Lumens	6311.5	0.0	6311.5
	% Fixture	50.0	0.0	50.0
Street Side	Lumens	6311.5	0.0	6311.5
	% Fixture	50.0	0.0	50.0
Total	Lumens	12623.0	0.0	12623.0
	% Fixture	100.0	0.0	100.0

ZONAL LUMENS:

Zone	Lumens	% Fixture
0°-10°	77.8	0.6
10°-20°	343.0	2.7
20°-30°	718.9	5.7
30°-40°	1354.4	10.7
40°-50°	2458.2	19.5
50°-60°	4153.6	32.9
60°-70°	3105.1	24.6
70°-80°	347.4	2.8
80°-90°	64.6	0.5
90°-100°	0.0	0.0
100°-110°	0.0	0.0
110°-120°	0.0	0.0
120°-130°	0.0	0.0
130°-140°	0.0	0.0
140°-150°	0.0	0.0
150°-160°	0.0	0.0
160°-170°	0.0	0.0
170°-180°	0.0	0.0
0°-90°	12623.0	100.0
0°-180°	12623.0	100.0

Coefficient of Utilization



REPORT NUMBER: P367480

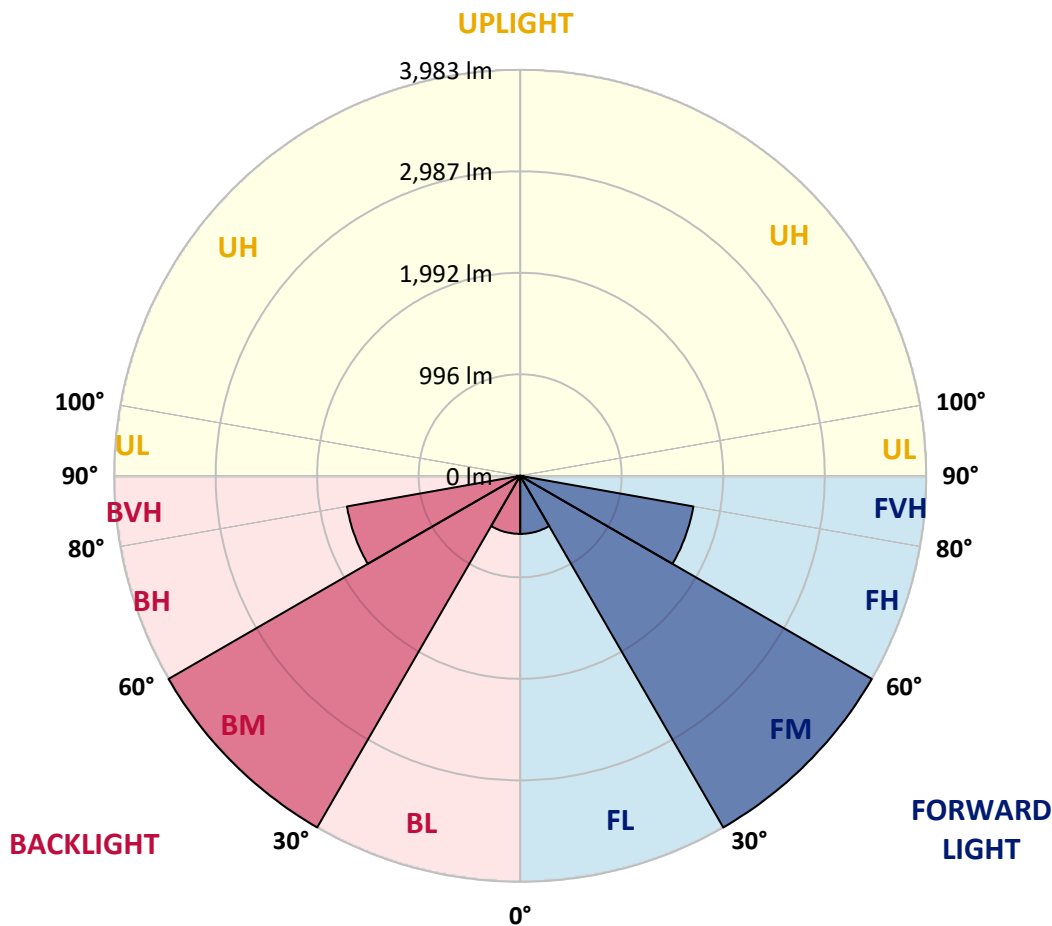
CATALOG NUMBER: MSA-SA2C-760-U-5NQ

LUMINAIRE CLASSIFICATION SYSTEM LUMEN TABLE AND BUG RATING:

Zone	Lumens	% Fixture	Zone Rating/Lumen Limit		
			B	U	G
FL (0°-30°)	569.8	4.5			
FM (30°-60°)	3983.1	31.6			
FH (60°-80°)	1726.2	13.7			G1/1800
FVH (80°-90°)	32.3	0.3			G1/100
BL (0°-30°)	569.8	4.5	B2/1000		
BM (30°-60°)	3983.1	31.6	B3/5000		
BH (60°-80°)	1726.2	13.7	B3/2500		G1/1800
BVH (80°-90°)	32.3	0.3			G1/100
UL (90°-100°)	0.0	0.0		U0/0	
UH (100°-180°)	0.0	0.0		U0/0	

BUG Rating: B3-U0-G1

Type V Short





REPORT NUMBER: P367480
 CATALOG NUMBER: MSA-SA2C-760-U-5NQ

CANDELA DISTRIBUTION (FULL):

	0°	5°	15°	25°	35°	45°	55°	65°	75°	85°	90°
0°	516.1	516.1	516.1	516.1	516.1	516.1	516.1	516.1	516.1	516.1	516.1
2.5°	627.6	616.3	576.7	590.6	605.0	602.9	599.3	588.5	578.8	619.3	627.6
5°	800.1	774.4	760.6	749.3	746.7	719.0	757.0	752.9	765.7	787.3	808.3
7.5°	937.7	913.6	877.1	869.4	827.8	797.0	829.9	870.5	883.3	922.9	946.5
10°	988.1	967.0	973.7	939.3	937.2	946.0	938.8	948.0	981.9	977.3	994.8
12.5°	1101.1	1104.7	1083.1	1074.4	1091.8	1129.8	1097.5	1086.2	1077.9	1112.9	1123.7
15°	1206.8	1227.9	1192.5	1186.8	1179.6	1215.1	1180.1	1197.1	1212.0	1219.2	1215.1
17.5°	1356.8	1357.8	1318.3	1255.1	1278.7	1290.0	1274.6	1245.4	1315.7	1351.2	1353.2
20°	1455.4	1459.0	1380.9	1282.3	1349.1	1359.4	1351.7	1290.6	1384.0	1443.1	1440.5
22.5°	1561.7	1549.4	1443.6	1371.7	1395.3	1401.5	1385.1	1377.3	1443.1	1550.4	1534.5
25°	1633.1	1655.7	1550.4	1504.2	1484.2	1469.8	1490.8	1495.0	1562.2	1659.8	1605.9
27.5°	1803.6	1764.6	1599.7	1617.2	1574.6	1477.5	1569.9	1620.8	1606.4	1772.8	1813.4
30°	1955.1	1956.1	1725.0	1758.4	1679.3	1600.7	1700.9	1774.3	1756.4	1969.5	1931.0
32.5°	2148.7	2155.9	1941.2	1851.9	1798.5	1783.6	1771.2	1852.4	1964.3	2136.9	2140.5
35°	2357.7	2419.3	2127.7	2033.7	1942.8	1877.0	1947.9	2060.4	2133.3	2409.1	2360.3
37.5°	2765.0	2661.2	2422.4	2245.8	2187.7	2161.5	2199.0	2264.3	2421.9	2659.7	2743.4
40°	3005.8	2977.1	2652.0	2504.1	2280.2	2350.0	2329.5	2508.2	2638.6	2993.5	3001.2
42.5°	3374.0	3229.2	2937.0	2749.0	2547.7	2426.5	2554.9	2794.8	2952.4	3252.3	3394.1
45°	3665.2	3479.3	3253.9	3111.1	2856.9	2767.0	2813.2	3120.3	3318.1	3524.0	3710.4
47.5°	3987.2	3785.9	3560.5	3306.8	3058.7	3205.1	3123.4	3393.6	3586.7	3881.9	4056.6
50°	4391.9	4169.0	3880.4	3670.9	3506.5	3557.9	3545.1	3737.6	3975.9	4245.0	4443.3
52.5°	4837.7	4585.5	4307.2	4112.5	4043.2	3915.8	4082.2	4161.3	4337.0	4583.5	4816.1
55°	5149.4	4897.2	4728.8	4791.4	4773.0	4568.6	4714.4	4722.6	4637.9	4726.7	4960.9
57.5°	5101.1	4860.3	4837.2	5073.9	5427.7	5625.5	5400.0	4915.2	4597.8	4556.2	4804.3
60°	4460.2	4254.3	4465.9	5000.0	6030.7	6632.5	5764.6	4769.9	4247.1	4030.9	4270.2
62.5°	3073.6	2934.4	3373.0	4208.1	6103.1	7409.5	5751.3	4144.9	3293.9	2901.6	3087.5
65°	1456.9	1406.6	1776.9	2667.9	5083.7	7202.1	5024.6	2804.5	1896.0	1514.5	1556.6
67.5°	548.0	522.8	652.2	1178.6	3202.0	5712.3	3377.6	1383.5	733.4	570.0	589.6
70°	311.2	293.2	310.2	429.8	1289.0	3235.4	1456.9	474.5	311.7	284.0	302.5
72.5°	245.0	231.1	233.7	259.9	444.7	1270.0	471.4	270.6	226.5	215.2	231.6
75°	202.3	190.0	189.5	203.9	259.3	412.4	266.5	207.0	183.3	175.1	188.5
77.5°	160.7	153.6	155.6	166.9	185.9	230.6	193.1	167.4	150.5	140.7	150.0
80°	117.6	116.6	124.8	135.1	138.7	155.1	144.8	135.1	120.2	106.3	109.9
82.5°	77.0	77.5	93.0	101.2	99.6	99.1	103.7	103.2	89.9	70.4	70.4
85°	44.2	45.2	57.0	63.7	62.7	49.8	65.7	66.2	57.5	42.6	41.1
87.5°	14.4	18.0	24.7	26.2	25.2	13.9	25.2	27.7	25.2	18.0	15.9
90°	0.0	0.0	0.0	0.0	0.0	0.0	0.0	0.0	0.0	0.0	0.0

(END OF REPORT)